



TAI-SAW TECHNOLOGY CO., LTD.

No. 3, Industrial 2nd Rd., Ping-Chen Industrial District,
Taoyuan, 324, Taiwan, R.O.C.

TEL: 886-3-4690038 FAX: 886-3-4697532

E-mail: tstsales@mail.taisaw.com Web: www.taisaw.com

Approval Sheet For Product Specification

Issued Date:

Product Name: SAW Filter 433MHz, F-11

TST Parts No.: TA433K1

Customer Parts No.: _____

Company: _____
Division: _____
Approved by : _____
Date: _____

Checked by: _____ C.P. Yang

Approval by: _____ Vincent Lee

Date: _____ June. 26. 2001



TAI-SAW TECHNOLOGY CO., LTD.

No. 3, Industrial 2nd Rd., Ping-Chen Industrial District,

Taoyuan, 324, Taiwan, R.O.C.

TEL: 886-3-4690038 FAX: 886-3-4697532

E-mail: tstsales@mail.taisaw.com Web: www.taisaw.com

SAW Filter 433 MHz

MODEL NO.: TA433K1

REV. NO.:1

A. MAXIMUM RATING:

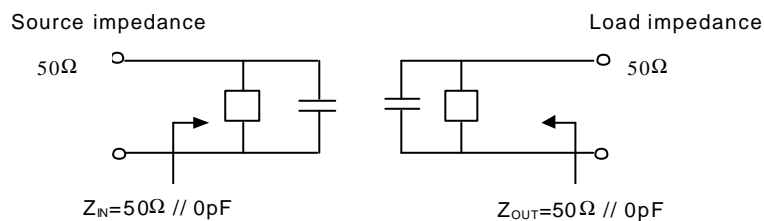
1. Input Power Level: 0 dB_m
2. DC voltage: 10 V
3. Operating Temperature: -10°C to +50°C
4. Storage Temperature: -40°C to +85°C

B. ELECTRICAL CHARACTERISTICS:

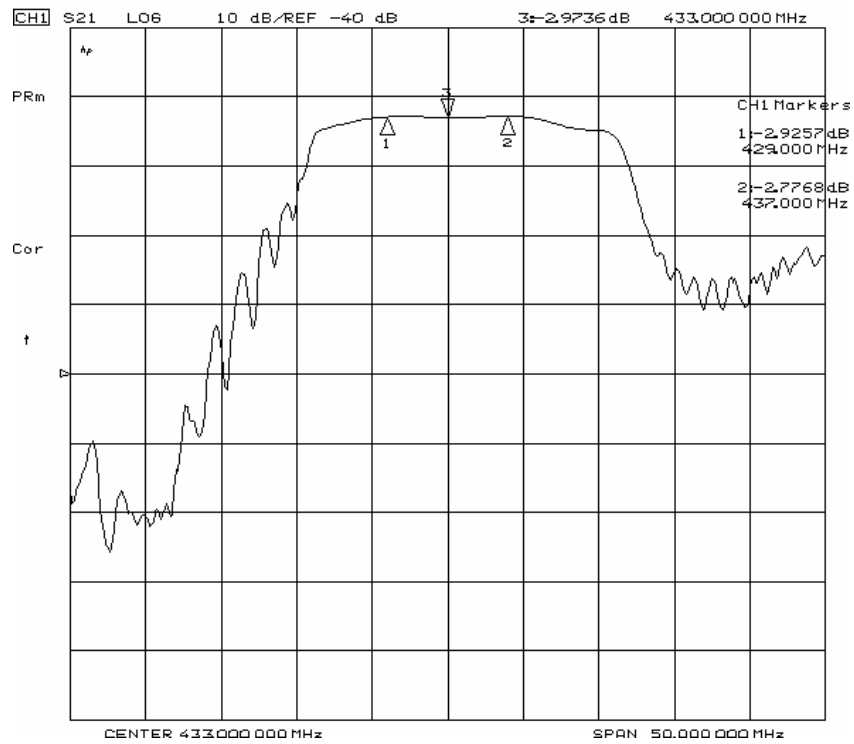
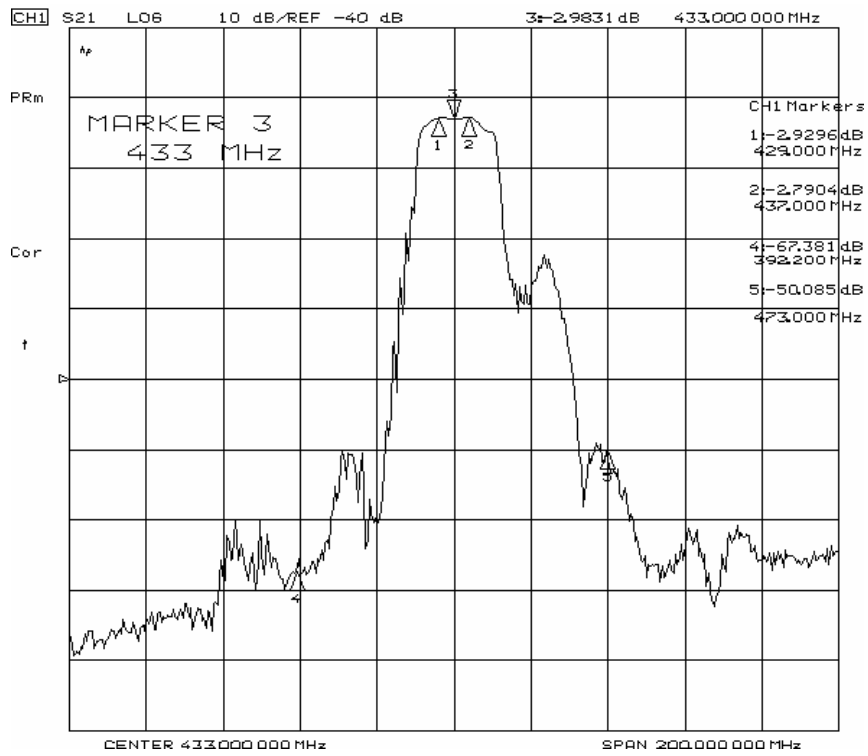
Characteristics	Specification	Note
Center frequency F_c (MHz)	433	1
I.L. (Within $F_c \pm 4$ MHz) (dB)	4.5 max.	
Ripple(Within $F_c \pm 4$ MHz) (dB)	2.5 max.	1
Attenuation:(Reference level from 0 dB) (dB)		
$F_c - 100$ MHz to -40.8 MHz (dB)	50 min.	1
$F_c + 40$ MHz to $+ 100$ MHz (dB)	42 min.	
Impedance at F_c ; Input $Z_{IN}=R_{IN}/C_{IN}$	50Ω // 0PF	2
Output $Z_{OUT}=R_{OUT}/C_{OUT}$	50Ω // 0PF	2

Note1. The standard definitions is in JIS C 6703

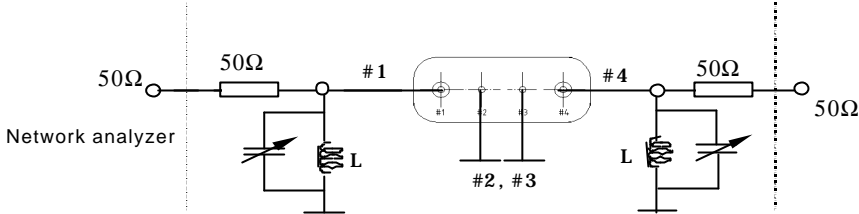
Note2.



C. FREQUENCY CHARACTERISTICS:



D. MEASUREMENT CIRCUIT:



E. OUTLINE DRAWING:

